



# JMC WISEdata Start Year

March 2020

Paul Freid & Greg Gilman

# WISEdata Start Year



## Use Wisconsin – WISEdata – Start Year

- The tabs on this page will guide you through
- Go through tabs from left to right, completing items in one tab before going to next

# WISEdata Start Year

## Prep Tab

- “Honor System”
  - Plan to add “teeth” for 20–21
- New checkboxes added as needed
- Fewer checkboxes for Private Choice schools

### WISEdata Start Year

Prep Tables General Students

- Day Names are defined for entire school year for each building.
- Term Dates are defined for all terms that are in use for each building.
- All Students that are reportable to the state have WISEids.
- All Teachers have WISEids for every building.
- All Course Sections have teacher(s) and room assigned for every building.
- End-of-Year Day Number, Third Fiday in September, and October 1 Child Count Date (public schools only) are set on Edit - Edit School Data.
- EdFi settings have been updated for the new year on File - Administrator Options in the Ed-Fi Settings link (requires JMCADMIN login).

# WISEdata Start Year

## Tables Tab

- Updates code tables from DPI for your database
- Generally done once at Start of Year
- New buttons added as needed
- Fewer buttons for Private Choice schools

### WISEdata Start Year

Prep Tables General Students

Update All Courses

Update All Schools Table

Update All Local Education Agencies

Update All Languages

Update All Career Pathway Types

Update All CTE IAC Codes

### Prior Related Updates

10/26/2018 10:36:40 AM EdFiCoursesTableFromAPI by: JMCADMIN Record Count: 12227 Error count: 0

10/26/2018 10:33:22 AM CareerPathwaysTableFromAPI by: JMCADMIN Record Count: 16 Error count: 0

10/26/2018 10:33:13 AM CTE\_IAC\_CodesTableFromAPI by: JMCADMIN Record Count: 216 Error count: 0

# WISEdata Start Year

## General Tab – *PUBLIC SCHOOLS ONLY*

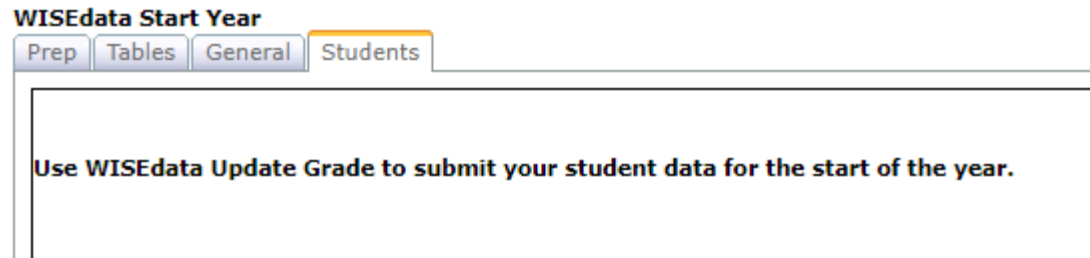
- Buttons disabled until Prep Tab done
- Updates data to DPI for Start of Year
- Make sure to deal with any errors for each button (resource) before going on to next button
  - Resources generally depend on ones listed above it in this list of buttons (dependency)

The screenshot shows the 'WISEdata Start Year' application window. At the top, there are four tabs: 'Prep', 'Tables', 'General', and 'Students'. The 'General' tab is currently selected. Below the tabs, there is a list of ten buttons, each representing a different data update function. The buttons are arranged vertically and are all disabled (grayed out). The buttons are: 'WISEdata Update Roster Locations (all buildings)', 'WISEdata Update Roster Class Periods (all buildings)', 'WISEdata Update Roster Grading Periods (all buildings)', 'WISEdata Update Roster Sessions (all buildings)', 'WISEdata Update Roster Course Offerings (all buildings)', 'WISEdata Update Roster Sections (all buildings)', 'WISEdata Update Roster Staff Section Associations (all buildings)', 'WISEdata Update Roster Students (all buildings)', 'WISEdata Update Roster Student School Associations and SSAWE (all buildings)', and 'WISEdata Update Roster Student Section Associations (all buildings)'. A vertical scrollbar is visible on the right side of the button list.

# WISEdata Start Year

## Students Tab

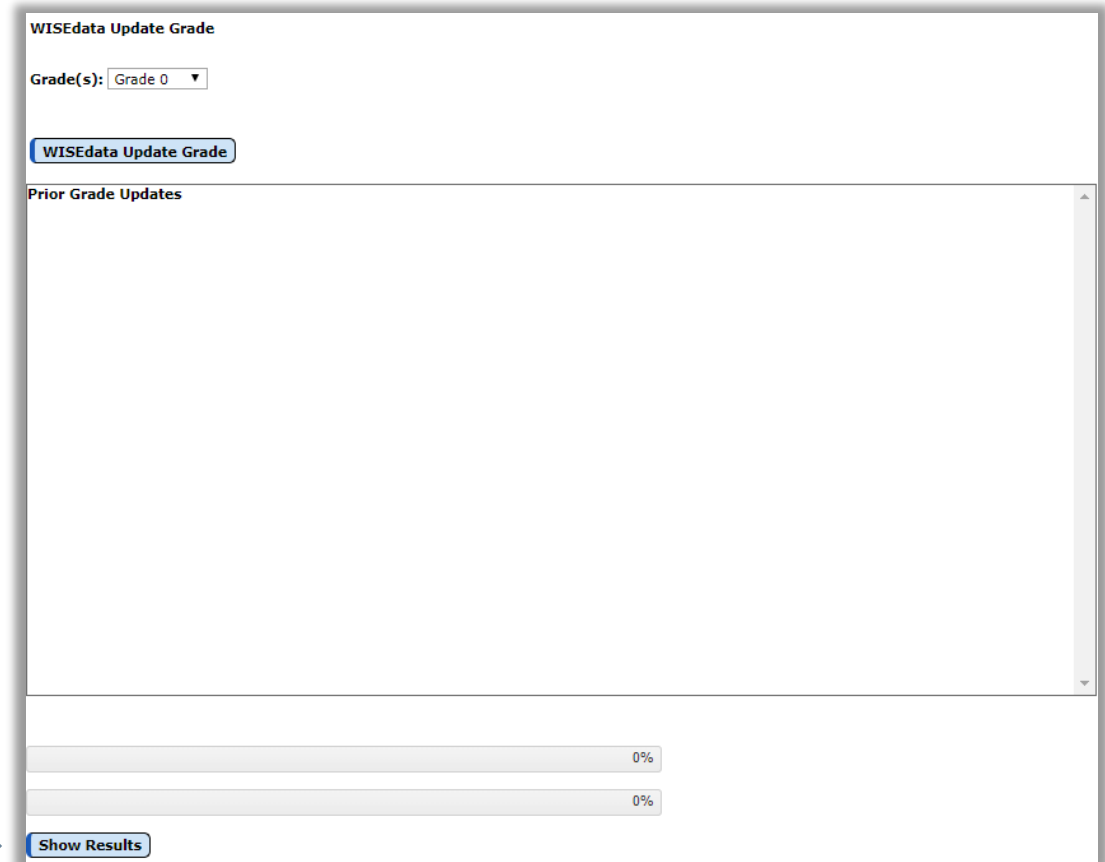
- Will Redirect you to use Wisconsin - WISEdata - Update Grade
  - background thread version
  - No timeout issues



# WISEdata Start Year

## Wisconsin – WISEdata – Update Grade

- All student related resources
- Resources will be sent in the correct order to handle dependencies as well as possible
- Errors will be displayed by clicking on the **Show Results** button.



WISEdata Update Grade

Grade(s): Grade 0 ▾

WISEdata Update Grade

Prior Grade Updates


	0%
	0%

Show Results

A blue arrow points from the 'Show Results' button in the screenshot to the corresponding text in the list on the left.

# WISEdata Start Year

## Wisconsin – WISEdata – Update Grade

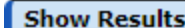
- Generally do *One Grade At A Time*
  - Unless very small school, then can do *All Grades*
- When grade is done 
  - Click on **Show Results** Button in lower left corner and scan for errors
  - Fix the errors for that grade before continuing on to the next grade



# WISEdata Start Year

## Wisconsin – WISEdata – Update Grade

- **Show Results** button will display summary of records sent
  - HTTP Codes
    - 200's – GOOD CODES
    - 400's – BAD CODES
    - 500's – BAD CODES
- WISEdata Portal



Show Results

Covered in detail in  
WISEdata Error Correction Video

# WISEdata Start Year



Make a point to log in to WISEdata portal regularly throughout the year

- Minimum – Weekly

Actively work to correct errors on a regular basis

Do not wait until the snapshot date is near to work on errors!

# WI DPI Resources

- ▶ <https://dpi.wi.gov/wisedata>
- ▶ <https://dpi.wi.gov/wise/data-elements>
- ▶ <https://dpi.wi.gov/wisedata/help/mini-tutorials>
- ▶ <https://dpi.wi.gov/wisedash/help/ticket>
- ▶ <https://dpi.wi.gov/wisedata/schools>
- ▶ <https://dpi.wi.gov/wisedash/districts>
- ▶ <https://dpi.wi.gov/wise/data-elements/WISEid>

# JMC Resources



- ▶ [http://jmcinc.com/state\\_reporting](http://jmcinc.com/state_reporting)
- ▶ Documentation Updates
  - ▶ Wisconsin State Reporting (PDF)
  - ▶ Instructional Videos Series
  - ▶ Sign up for free web-based training
  - ▶ All will be updated on ongoing basis

Simplicity.  
Affordability.  
Unsurpassed Support.

STUDENT RECORD MANAGEMENT SOFTWARE

JMC INC.

Phone: 1.800.524.8182  
Tech Support: techsupport@jmcinc.com  
Client FTP Login

Online  
TECHNICAL SUPPORT

JMC Inc.

Since 1980



**CURRENT BUILD DATE:**

*NextGen: 07/14/17*

Download / Update Software Resources  
Secretary / Office Professionals  
Technology Professionals  
Administrators  
Teachers  
**State Reporting**  
Food Service Professionals  
Health Professionals  
Prospective Clients  
Contact Us  
Office Supplies

## STATE REPORTING

All State Reporting resources are available for you on this page. Please click on the tab that contains the state reporting information you need.

Minnesota **Wisconsin** Nebraska Iowa Other States

JMC prides itself on keeping up-to-date on all Wisconsin state reporting requirements. The Wisconsin module works with the Attendance module to limit dual entry. JMC ties all of the necessary data together in your JMC database so you can more easily fulfill your state reporting requirements.

### Documentation

Wisconsin State Reporting	Updated 8/9/2017
Attendance WI	Updated 3/31/2016
Discipline WI	7/25/2017

### JMC Wisconsin State Reporting News

#### Documentation update for Online Teacher posted July 2017

This update documents the many new features recently added to the Online Teacher software. For the Online Teacher documentation click [here](#).

#### JMC Regional Conference in Eau Claire Area on August 10, 2017

JMC is holding a regional conference with a Wisconsin state reporting focus in Altoona on 8/10/2017. [Here is a link to register.](#)

#### Wisconsin WISEdata Updates 7/14/2017 - Certified for WISEdata Roster and Discipline

JMC is certified by Wisconsin Department of Public Instruction for WISEdata Roster and Discipline.

### News

There are a lot of changes happening with state reporting. Please refer to the appropriate tab at right for your state for information about documentation updates, deadlines, and related news.

Remote Technical Support





# Questions?

- ▶ Feel free to contact us:
- ▶ JMC Technical Support
  - ▶ Talk with Us: 800-524-8182 ext 1
  - ▶ Website: <http://www.jmcinc.com>
  - ▶ Support Tickets:  
<http://tickets.jmcinc.com/>
  - ▶ Email: [Support@jmcinc.com](mailto:Support@jmcinc.com)